ORFIT Industries
Vosveld 9a
2110 Wijnegem, Belgium

RAYCAST® HIGH PRECISION LUNG BOARD SOLUTION

INSTRUCTIONS FOR USE

Article No. : **29115**



A. GENERAL PRODUCT INFORMATION

This product is a medical device used for positioning patients in radiation therapy. This system is used to position a patient's arms over the head, for treating the thorax area.

B. PARTS LIST

ART. NO.	DESCRIPTION
29115	**Lung board solution consisting of:**
29115/14	1 x Board assembly
29115/15	1 x Hand grip Assembly
CHS-1-2	2 x white pins

Please note: Head support pictured is not included in this package!

C. SET-UP OF THE PRODUCTS

Use a 2-pin bar to attach the base plate to the couch top. More information and instructions on 2-pin bars can be found on the www.orfit.com website. When the 2-pin bar is correctly connected to the couch, the Lung board can be indexed over it:

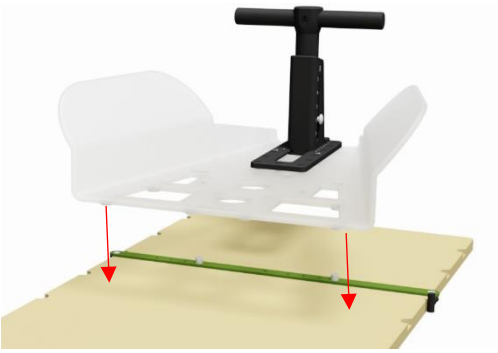

Make sure the Lung board is completely supported by the treatment couch. Overhang is not allowed.

Secondly, place an Orfit head support, Silverman head support (by screwing the 2 white pins into the small holes) or a Timo head rest (in combination with a CHT-1 adapter plate, which is not included in this package!) on the base plate.

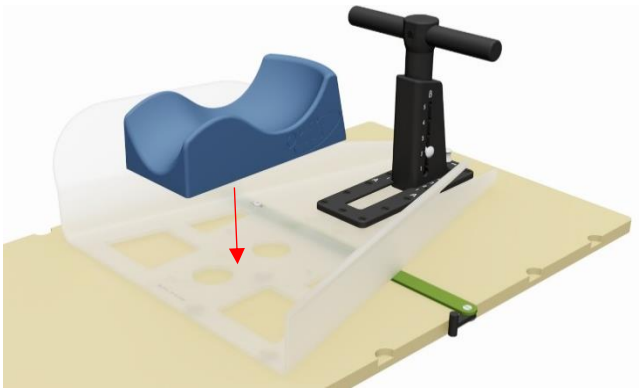

D. PRECAUTIONS FOR USE

- Make sure the Lung board is completely supported by the treatment couch. Overhang is not allowed.
- Do not use the hand grip to reposition the patient.
- Beware not to pinch your hands when moving the hand grip.
- The Lung board is MR-safe MR
- Verify the position of the Lung board and accessories before starting the treatment of the patient.

✆ (+32) 3 326 20 26
USA tollfree 1-888-ORFIT-US (888-672-4887)

E. PRODUCT DESCRIPTION

After indexing the Lung board on the 2-pin bar and placing the head support, the patient can be positioned on the treatment couch with the head into the head support.

Subsequently, the arms can be placed over the head and the patients' hands should grasp the T-shaped hand grip.

To constrain motion, make sure the arms are supported by the 'wings' of the board. According to the posture of the patient, the hand grip can be changed in height (5 positions) and length (8 positions). See picture below. You can slide the hand grip into the sliding rail in two ways – according to the patient's anatomy.

Make sure to write down all positions on a set-up sheet to correctly reproduce the system for the same patient.

F. STORAGE

Always store the product in a safe place to prevent it from getting damaged or falling onto other objects. Prevent hard objects from falling onto the plate. Store the base plate between +10°C (50°F) and 40°C (122°F) in a place that is not humid.

G. PROPERTIES

G.1 Physical Properties

Board

Dimensions:	L 57 cm x W 54 cm x H 17 cm L 22.4" x W 21.3" x H 6.7"
Thickness	8 mm 0.31"
Weight:	2.83 kg 6.24 lbs
Material:	PMMA, POM

Hand grip

Dimensions:	L 12 cm x W 25.6 cm x H 25.8 cm L 4.7" x W 10.1" x H 10.2"
Weight:	1.14 kg 2.51 lbs
Material:	POM, PA12 Spring, Nylon

G.2 Dosimetric Properties

Attenuation (at 6 MV) and skin build-up (SBU) values of the Board:

Attenuation (± 0.15 %)	Skin build-up (± 0.1 mm)
6 MV	mm H_2O equiv.
4.15 %	11 mm

Please note: use these numbers as a guidance only. Perform the measurements again in your department to verify these results. Due to material thickness deviations, the actual results may differ from these values.

H. MAINTENANCE AND WASTE MANAGEMENT

This product can be cleaned and disinfected by means of soapy water or an isopropanol based disinfectant, applied with a soft cloth. If unsure about the cleaning fluid, do not use. **Never use aerosol sprays, corrosive cleaning agents, solvents or abrasive detergents.**
Periodic checks of the product should be done to insure the parts are not worn and require repair or replacement. **Do not attempt to make repairs yourself**. Contact your distributor if there are any questions or concerns.
The product can be disposed of with household waste.

I. ADDITIONAL INFORMATION

For additional information such as distributor contact information, product brochures, Safety Data Sheets and regulatory information, please visit our website www.orfit.com.

These instructions were written in accordance with the European Directive 93/42/EEC for Medical Devices. It is prohibited to make alterations to this text without prior approval from ORFIT Industries.

RAYCAST® is a registered trademark of Orfit Industries

Ref.: 50111 – version 3
LAST UPDATE: 14/07/2016 - REVISION DATE: 14/07/2018